

CHORD CHART

Matthew

MAJOR CHORDS

<p>A ★</p>	<p>Bb</p>
<p>B</p>	<p>★ C</p>
<p>Db</p>	<p>D ★</p>
<p>Eb</p>	<p>★ E</p>
<p>★ F</p>	<p>Gb</p>
<p>G ★</p>	<p>Ab</p>

SEVENTH CHORDS

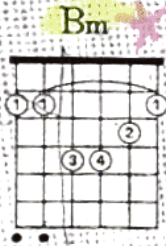
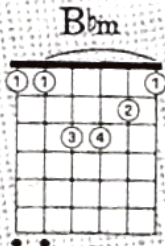
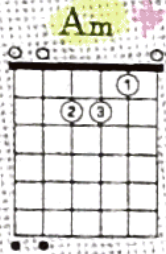
<p>A7 ★</p>	<p>Bb7</p>
<p>B7</p>	<p>C7 ★</p>
<p>Db7</p>	<p>D7 ★</p>
<p>Eb7</p>	<p>E7 ★</p>
<p>F7</p>	<p>Gb7</p>
<p>★ G7</p>	<p>Ab7</p>

only 5 strings

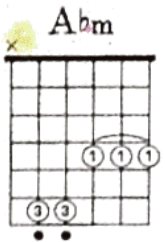
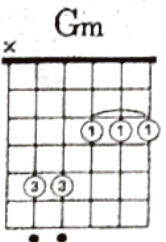
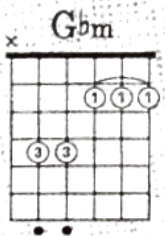
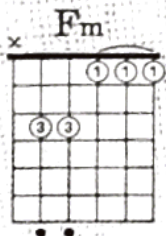

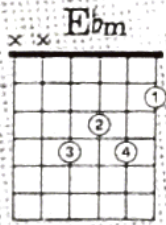
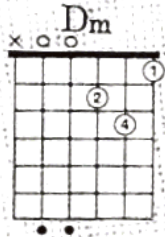
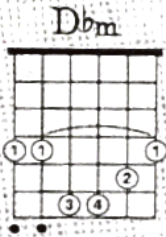
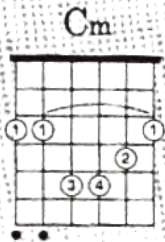
Black dots under charts indicate alternate bass notes.

CHORD CHART

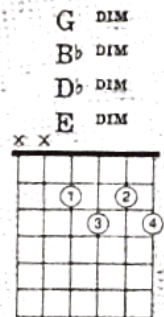
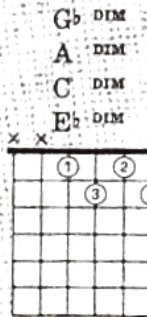
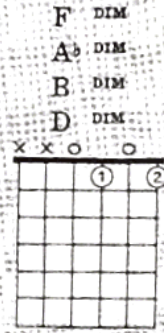
MINOR CHORDS



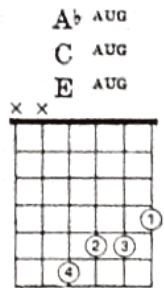
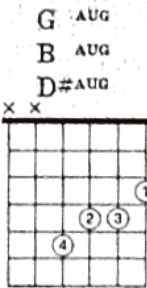
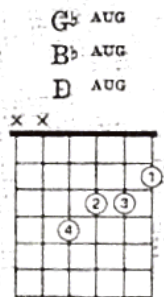
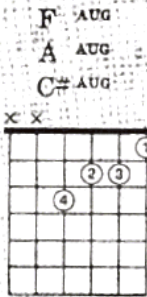
only 4 strings



DIMINISHED CHORDS



AUGMENTED CHORDS



COMMON GUITAR CHORDS


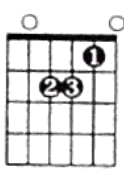
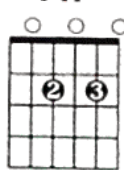

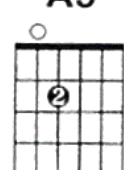

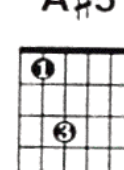
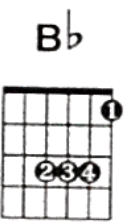
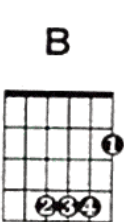
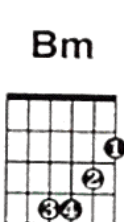
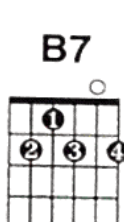
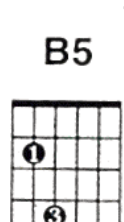

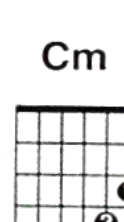
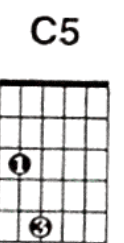
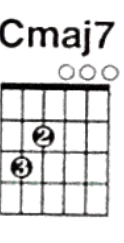
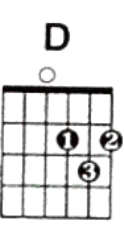
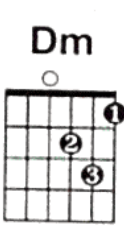
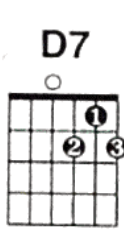
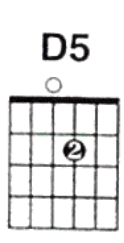


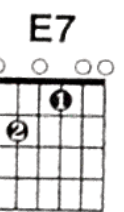

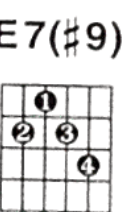
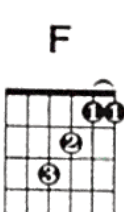
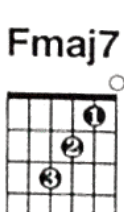
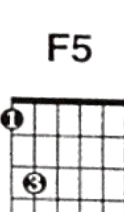
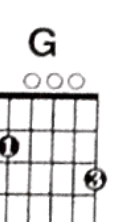
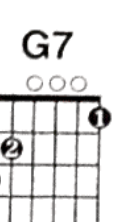
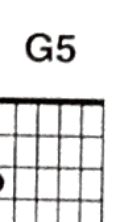
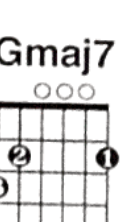
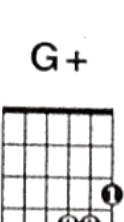
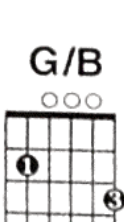
• This page contains chords that are commonly used by guitarists.

A 	B\flat 	B 	C 	D 	E 	F 	G
Am 	B\flatm 	Bm 	Cm 	Dm 	Em 	Fm 	Gm
A7 	B\flat7 	B7 	C7 	D7 	E7 	F7 	G7
Amaj7 	B\flatmaj7 	Bmaj7 	Cmaj7 	Dmaj7 	Emaj7 	Fmaj7 	Gmaj7
Am7 	B\flatm7 	Bm7 	Cm7 	Dm7 	Em7 	Fm7 	Gm7
A5 	B\flat5 	B5 	C5 	D5 	E5 	F5 	G5

Chords Used in this Book

Matthew

- These chords are arranged in alphabetical order, making it easy to find a desired chord quickly.
- Left-hand fingerings were chosen for ease of play, and voicings were chosen for their pleasing sound.
- Chord symbols in gray are to be played by the teacher.
- Students are encouraged to learn as many chords as possible.

A 	Am 	A7 	Am7 	A5 	A7sus4 	A#5 
Bb 	B 	Bm 	B7 	B5 	C 	Cm 
C5 	Cmaj7 	D 	Dm 	D7 	D5 	E 
Em 	E7 	E5 	E7(#9) 6fr. 	F 	Fmaj7 	F5 
G 	G7 	G5 	Gmaj7 	G+ 	G/B 	G#5 4fr. 